


## CMTS Cable Assemblies



With over 70 years of proven performance, ADC, the leader in Broadband RF connectivity is now able to offer high performance cable assemblies for CMTS applications in Headends that utilize high capacity RF routers for transport of HSD, IPTV, IP Telephony. Utilizing precision 3 GHz connectors and high performance VDM230 cable, we are able to offer the highest performing cabled assemblies available. Simply use the cable ordering guide below to configure the cable for your specific application.

### Features:

- No strain on upper conductors – less chance for intermittents on upper circuits
- Perfect for Cisco UBR10000 CMTS
- Fast delivery times
- Suitable for Cisco, Cienna & Arris CMTS systems
- Precision dressed to prevent cable strain
- MCX, F or BNC connectors on blade end, stub cut or preconnectorized with F or BNC at terminal end
- 5 connector choices
- High-performance F or BNCs ship along connectors included w/stub end version
- Lengths from 3 to 60 feet
- Precision HD-rated (3GHz) cable in 5/10 packs

SPEC SHEET



[www.adc.com](http://www.adc.com) • +1-952-938-8080 • 1-800-366-3891



# CMTS Cable Assemblies

## Precision Multi-Conductor Coax

### Miniature 23 Gage Cable

Multi-channel coaxial video snake for CMTS applications. The VS5230 and VS10230 features 3GHz, High Definition coaxial elements that have the lowest attenuation of the miniature types and meet or exceed SMPTE 292M standards for uncompressed HD video.

#### MECHANICAL

<b>Part #:</b>	VS5230/VS10230
<b># of Coaxials:</b>	5/10
<b>Nominal OD:</b>	.570"/.785"
<b>Conductor:</b>	23 AWG Solid TC
<b>Insulation (Type, OD):</b>	Gas-injected Foam PE, .100"
<b>Shield:</b>	95% TC Braid 100% Foil
<b>Coax Jacket (Type, OC):</b>	PVC, .164"
<b>Coax Color Code:</b>	Red, Green, Blue, Yellow, White/Black, Violet, Brown, Gray, Orange
<b>Master Jacket:</b>	TPE, Black

#### ELECTRICAL

<b>Impedance:</b>	75 $\Omega$ (+/-2)
<b>Return Loss (100kHz-1GHz), (1GHz-3GHz):</b>	>23dB, >21dB
<b>Capacitance:</b>	16.5 pF/ft
<b>Cond. DCR per Mft/ Shield DCR per Mft:</b>	20.3 $\Omega$ /2.7 $\Omega$
<b>Vel. of Prop.:</b>	82%
<b>1 MHz:</b>	0.38
<b>3.6 MHz:</b>	0.78
<b>10 MHz:</b>	1.19
<b>71.5 MHz:</b>	3.01
<b>135 MHz:</b>	3.80
<b>270 MHz:</b>	5.40
<b>360 MHz:</b>	6.18
<b>720 MHz:</b>	9.30
<b>1 GHz:</b>	10.47
<b>1.5 GHz:</b>	12.97

CMTS Cable Assemblies

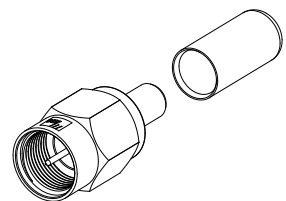
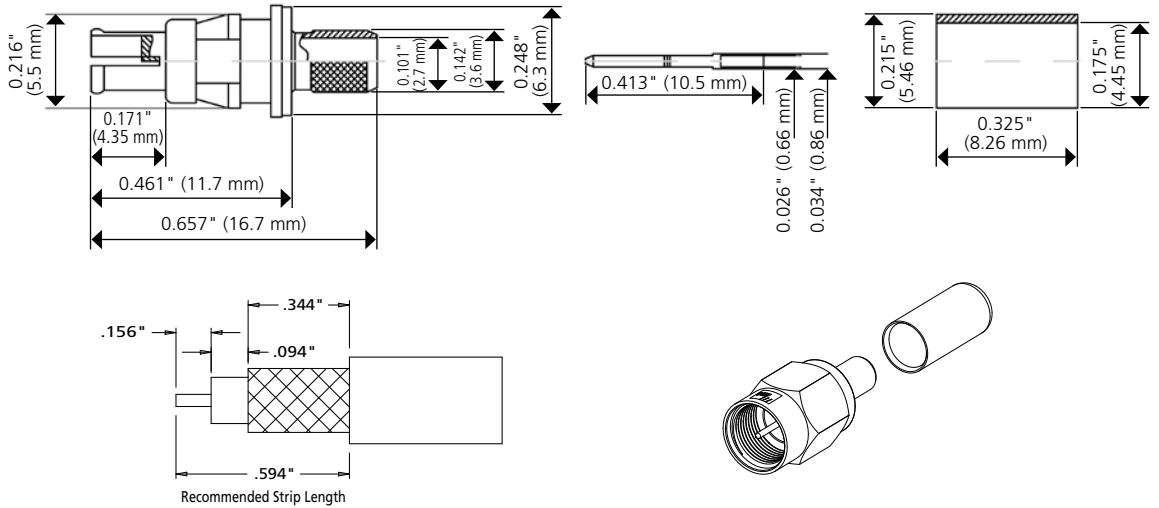
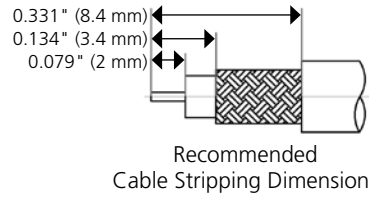
6/08 • 106461AE



# CMTS Cable Assemblies

## MCX Crimp Connector

Remark: RoHS Compliant



6/08 • 106461AE CMTS Cable Assemblies

**Catalog Number**  
CBL10K -

**Number of Conductors**

5	5 Conductor Cable
10	10 Conductor Cable

**Blade Connector**

M	MCX
F	F Connector
B	BNC
L	LCC
S	None

**Terminal Connector**

F	F Connector
B	BNC
S	None
L	LCC
M	MCX

**Length**

3	3 ft.
XX	XX ft.
60	60 ft.

**Ship Along Connector**

F	F Connector
B	BNC
S	None
L	LCC
M	MCX

SPEC SHEET



**Website: [www.adc.com](http://www.adc.com)**

From North America, Call Toll Free: 1-800-366-3891 • Outside of North America: +1-952-938-8080

Fax: +1-952-917-3237 • For a listing of ADC's global sales office locations, please refer to our website.

ADC Telecommunications, Inc., P.O. Box 1101, Minneapolis, Minnesota USA 55440-1101

Specifications published here are current as of the date of publication of this document. Because we are continuously improving our products, ADC reserves the right to change specifications without prior notice. At any time, you may verify product specifications by contacting our headquarters office in Minneapolis. ADC Telecommunications, Inc. views its patent portfolio as an important corporate asset and vigorously enforces its patents. Products or features contained herein may be covered by one or more U.S. or foreign patents. An Equal Opportunity Employer

**106461AE 6/08 Original © 2008 ADC Telecommunications, Inc. All Rights Reserved**